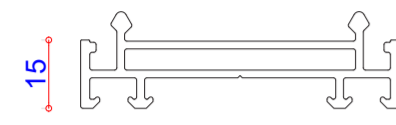
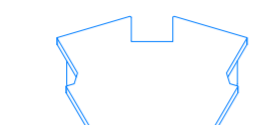



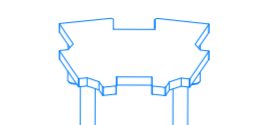
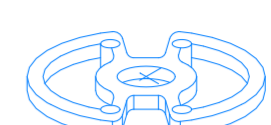
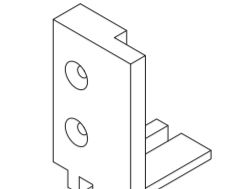
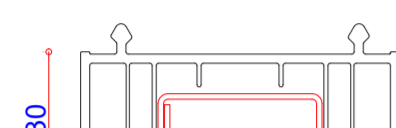


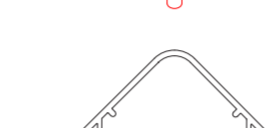
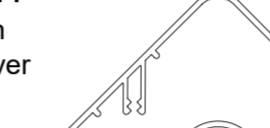
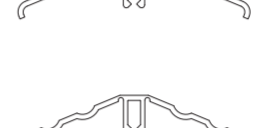
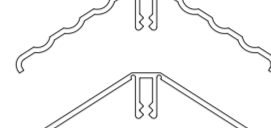
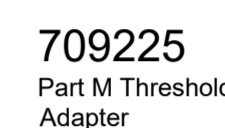
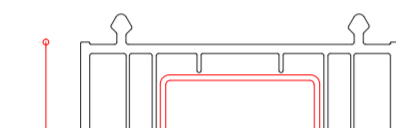
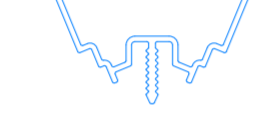
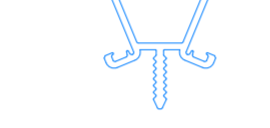


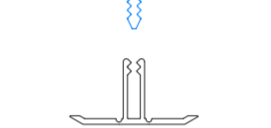


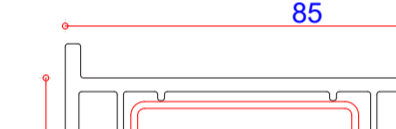

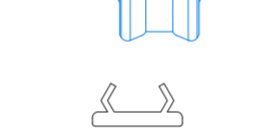
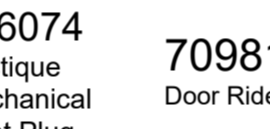
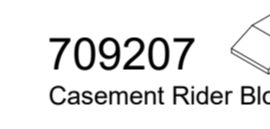
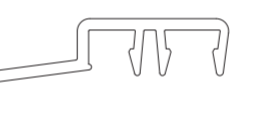
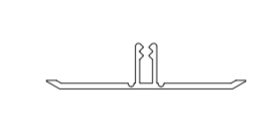




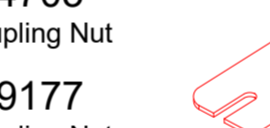


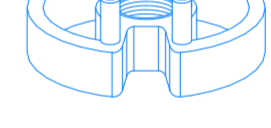





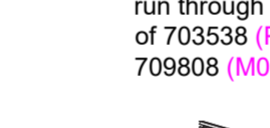
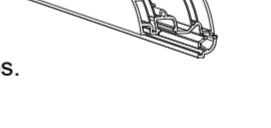
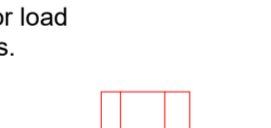

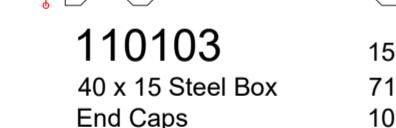



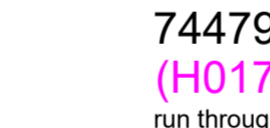

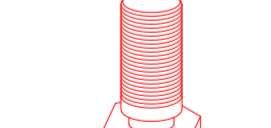
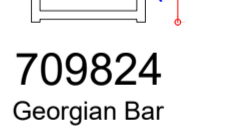

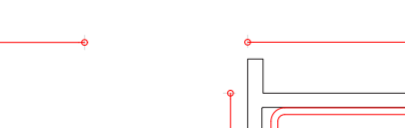
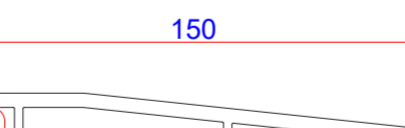

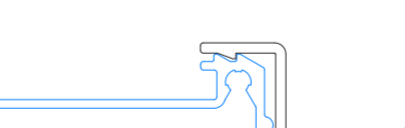


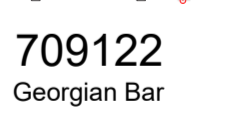





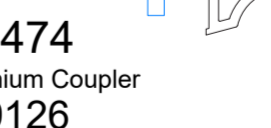
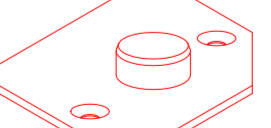
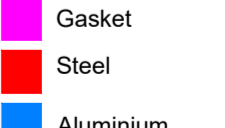
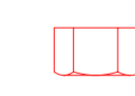



<p>114063 15mm Frame Extension</p> 	<p>744550 Head Plate for 116064</p> 	<p>744717 Head Plate for 704309</p> 	<p>744783 Head/Base Plate for 116063</p> 	<p>744715 Head Plate for 704304</p> 	<p>744551 Head Plate for 116065</p> 	<p>744549 Head Plate for 704801</p> 	
<p>114061 30mm Frame Extension 35 x 12 Steel Box 713187 36 x 11 Steel Box 113412</p> 	<p>709167 Plain Post Cover</p> 	<p>709168 Sculptured Post Cover</p> 	<p>709321 90° Plain Post Cover</p> 	<p>709321 90° Plain Post Cover</p> 	<p>709165 150° Plain Post Cover</p> 	<p>709168 Sculptured Post Cover 120° - 145°</p> 	<p>709225 Part M Threshold Adapter</p> 
<p>114062 45mm Frame Extension Steel Box 713191</p> 	<p>709168 Sculptured Post Cover</p> 	<p>709167 Plain Post Cover</p> 	<p>709162 90° Sculptured Post Cover</p> 	<p>709162 90° Sculptured Post Cover</p> 	<p>709166 150° Sculptured Post Cover</p> 	<p>709167 Plain Post Cover 120° - 145°</p> 	<p>709317 Weather Bar</p> 
<p>114062 45mm Frame Extension Steel Box 713191</p> 	<p>116064 135° Bay Post</p> 	<p>704309 135° Bay Post Coupling Nut Option</p> 	<p>116063 90° Bay Post</p> 	<p>704304 90° Bay Post Coupling Nut Option</p> 	<p>116065 150° Bay Post</p> 	<p>709165 Sculptured Post Cover 146° - 170°</p> 	<p>709165 Plain Post Cover 146° - 170°</p> 
<p>110122 40 x 15 Steel Box End Caps</p> 	<p>709164 Post Cover Small</p> 	<p>709164 Post Cover Small</p> 	<p>744783 Head/Base Plate for 116063</p> 	<p>744714 Base Plate for 704304</p> 	<p>709164 Post Cover Small</p> 	<p>744564 Base Plate for 116065</p> 	<p>704801 Variable Bay Pole</p> 
<p>110122 40 x 15 Steel Box End Caps</p> 	<p>116058 Plain 2mm H Coupler</p> 	<p>109045 Eurogroove Infill</p> 	<p>706074 Rustique Mechanical Joint Plug</p> 	<p>709815 Door Rider Block</p> 	<p>709207 Casement Rider Block</p> 	<p>709034 Head Drip</p> 	<p>709192 Weather Bar</p> 
<p>110103 40 x 15 Steel Box End Caps Straight Coupler</p> 	<p>116058 Plain 2mm H Coupler</p> 	<p>744163 Fixing Nipple</p> 	<p>744703 Coupling Nut</p> 	<p>744801 Coupling Nut Spanner</p> 	<p>744791 (H01791) Rustique run through horn kit. Includes 2m of 703538 (P10538) pre milled and 2 x 709808 (M00244) end mouldings & end caps.</p> 	<p>744792 (H01792) System 10 run through horn kit. Includes 2m of 703508 (P10508) pre milled and 2 x 709807 (M00239) end mouldings & end caps.</p> 	<p>709163 Post Cover Small 146° - 170°</p> 
<p>710018 40 x 15 Steel Box End Caps</p> 	<p>710040 40 x 15 Steel Box End Caps</p> 	<p>115117 20mm Aluminium Coupler</p> 	<p>709177 Coupling Nut Cover</p> 	<p>104474 6mm Aluminium Coupler</p> 	<p>709126 Sculptured PVC Cover</p> 	<p>744556 Transfer Stud</p> 	<p>709191 Georgian Bar</p> 
<p>710018 40 x 15 Steel Box End Caps</p> 	<p>710040 40 x 15 Steel Box End Caps</p> 	<p>115117 20mm Aluminium Coupler</p> 	<p>709177 Coupling Nut Cover</p> 	<p>104474 6mm Aluminium Coupler</p> 	<p>709126 Sculptured PVC Cover</p> 	<p>744557 Load Transfer Base Plate</p> 	<p>709122 Georgian Bar</p> 

Used in conjunction with head/base plates for load bearing applications.

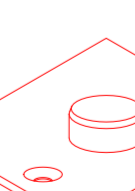
M16 x 1.5mm Nut (Non-VEKA Part)



744556
Transfer Stud



744557
Load Transfer Base Plate



KEY:

- PVC Profile
- Gasket
- Steel
- Aluminium

Clarification on steel orientation can be obtained via WinDoPlan.

DO NOT SCALE. The drawings shown are visual representations only. VEKA PLC has the right to alter the designs, specification & descriptions without prior notice as part of our policy of continuous development and improvements.

