



Manufacturers of quality PVCu Windows & Doors,
Conservatories and Aluminium Products.

Supplying trade only customers nationwide

Colour Variations

Spring 2023



System 10

Ex-Stock Colour Availability



System 10 has a clean, contemporary bevelled design that's high in demand.

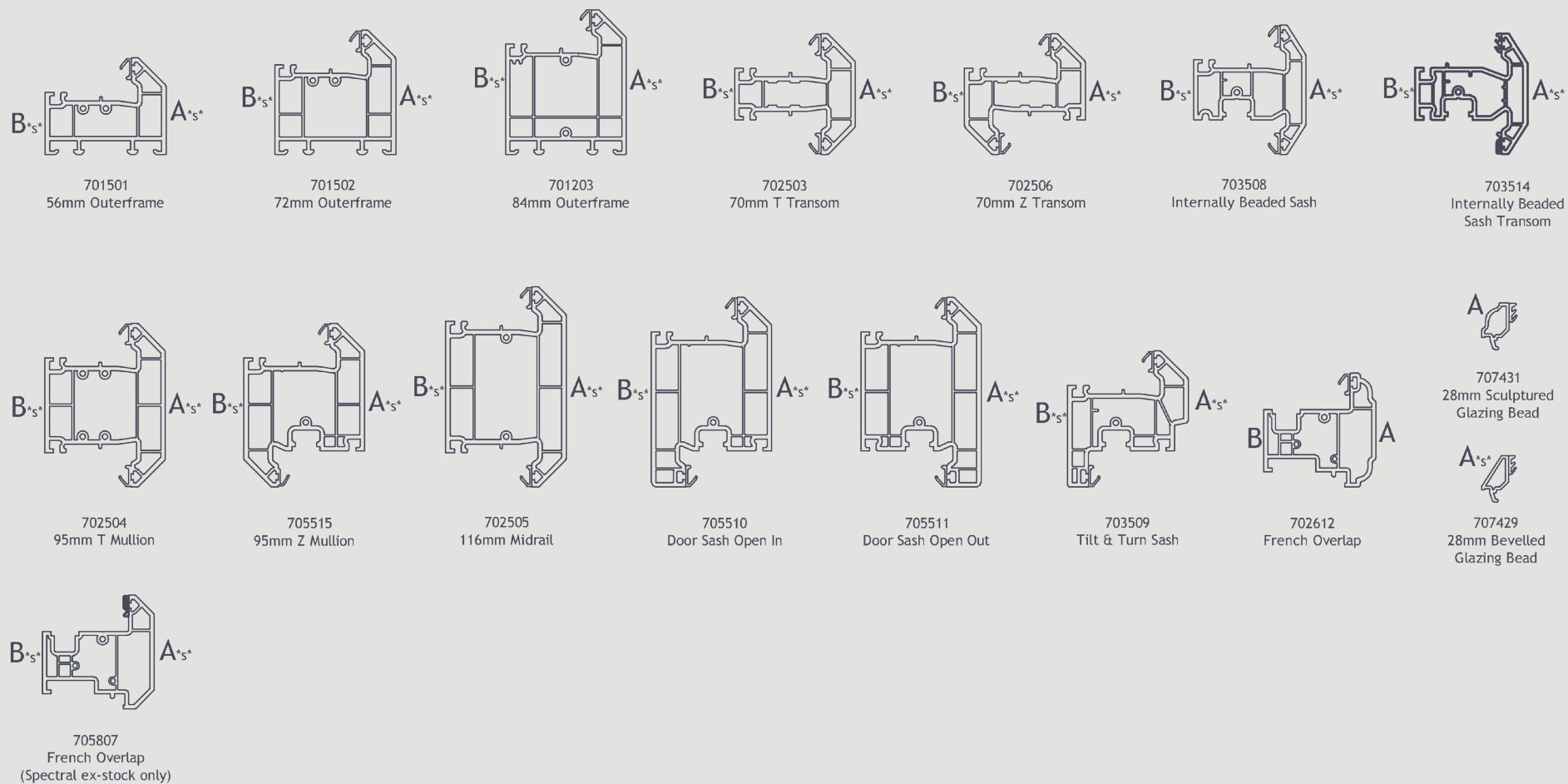
Colour	Sides	Base
Agate Grey	1	White
Agate Grey	2	White
Agate Grey / White Foil**	2	White
Anthracite Grey	1	White
Anthracite Grey	2	Grey
Anthracite Grey / White Foil**	2	White
Anthracite Grey Smooth	1	White
Anthracite Grey Smooth	2	Grey
Anthracite Grey Smooth / White Foil**	2	White
Anthracite Grey SPECTRAL*	1	White
Anthracite Grey SPECTRAL*	2	Grey
Beck Brown	1	White
Beck Brown	2	Brown
Chartwell Green	1	White
Cream	1	White
Cream	2	White
Golden Oak	1	White
Golden Oak	2	Brown
Irish Oak	1	White
Irish Oak	2	Brown
Pebble Grey	1	White
Pebble Grey / White Foil**	2	White
Rosewood	1	White
Rosewood	2	Brown
Silver Grey	1	White
Slate Grey	1	White
White Foil	1	White
White Foil	2	White

*SPECTRAL only available on bevelled profile.

**White on dual colour is always internal face.

Lamination Chart

Any face with an *s* next to it is offered in SPECTRAL and only on bevelled faces.





Rustique
Ex-Stock Colour Availability

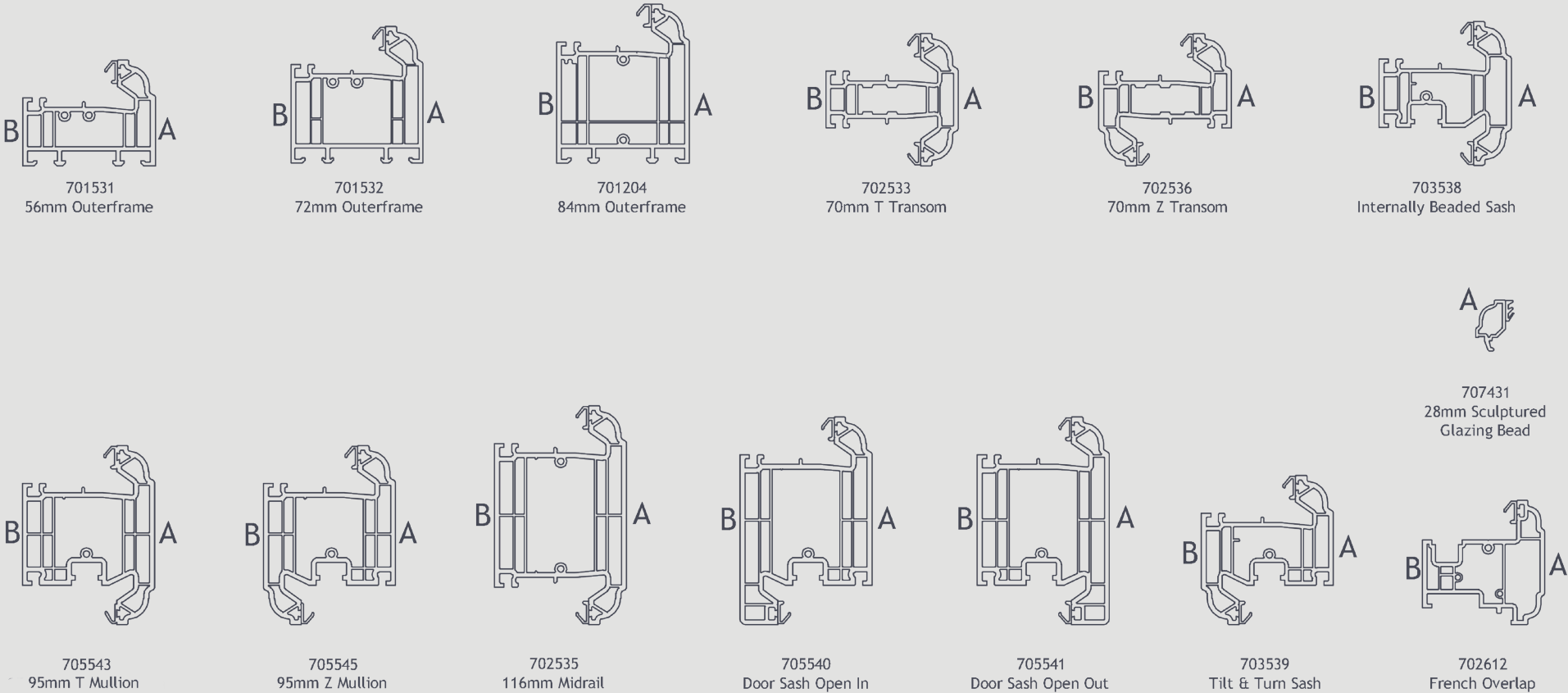


Combining the authenticity of a traditional window with the modern performance benefits of PVCu, Rustique is a sculptured system offering the ultimate solution for when aesthetics and performance are demanded.

Colour	Sides	Base
Agate Grey	1	White
Agate Grey	2	White
Agate Grey / White Foil**	2	White
Anthracite Grey	1	White
Anthracite Grey	2	Grey
Anthracite Grey / White Foil**	2	White
Anthracite Grey Smooth	1	White
Anthracite Grey Smooth	2	Grey
Anthracite Grey Smooth / White Foil**	2	White
Beck Brown	1	White
Beck Brown	2	Brown
Beck Brown / White Foil**	2	White
Chartwell Green	1	White
Cream	1	White
Cream	2	White
Cream/White Foil**	2	White
Golden Oak	1	White
Golden Oak	2	Brown
Irish Oak	1	White
Irish Oak	2	Brown
Pebble Grey	1	White
Pebble Grey / White Foil**	2	White
Rosewood	1	White
Rosewood	2	Brown
Silver Grey	1	White
Slate Grey	1	White
White Foil	1	White
White Foil	2	White

**White on dual colour is always internal face.

Lamination Chart





FlushSash
Ex-Stock Colour Availability



A beautiful option when looking for traditional styling with modern PVCu performance, FlushSash sits true to the frame, offering the traditional understated elegance of timber.

Colour	Sides	Base
Agate Grey	1	White
Agate Grey	2	White
Agate Grey / White Foil**	2	White
Anthracite Grey	1	White
Anthracite Grey	2	Grey
Anthracite Grey / White Foil**	2	White
Anthracite Grey Smooth	1	White
Anthracite Grey Smooth	2	Grey
Anthracite Grey Smooth / White Foil**	2	White
Anthracite Grey SPECTRAL*	1	White
Anthracite Grey SPECTRAL*	2	Grey
Basalt Grey	1	White
Beck Brown	1	White
Beck Brown	2	Brown
Beck Brown / White Foil**	2	White
Chartwell Green	1	White
Cream	1	White
Cream	2	White
Cream / White Foil**	2	White
Golden Oak	1	White
Golden Oak	2	Brown
Irish Oak	1	White
Irish Oak	2	Brown
Pebble Grey	1	White
Pebble Grey / White Foil**	2	White
Rosewood	1	White
Rosewood	2	Brown
Silver Grey	1	White
Slate Grey	1	White
White Foil	1	White
White Foil	2	White


*SPECTRAL only available on bevelled profile.

**White on dual colour is always internal face.

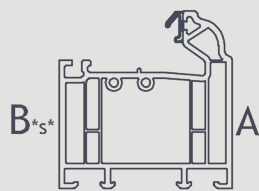
Lamination Chart

Any face with an *s* next to it is offered in SPECTRAL and only on bevelled faces.

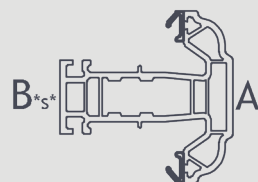
Halo Rustique



701531
56mm Outerframe

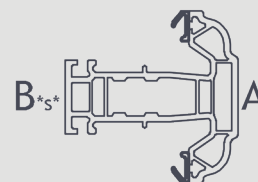


701532
72mm Outerframe

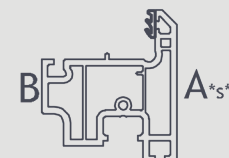


702533
70mm T Transom &
French Mullion

Common Profiles



702533
70mm T Transom
& French Mullion

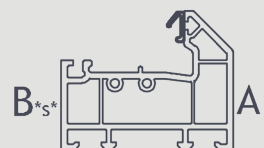


703810
Flush Sash

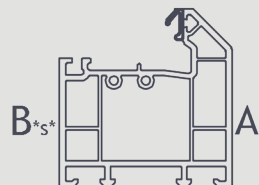


707432
28mm Sculptured
Glazing Bead
(Flush Sash Only)

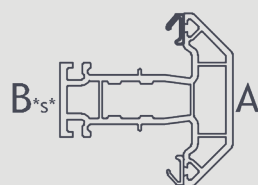
Halo System 10



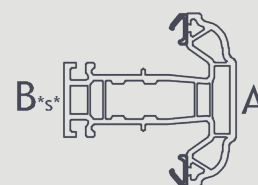
701501
56mm Outerframe



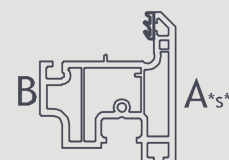
701502
72mm Outerframe



702503
70mm T Transom



702533
70mm T Transom
& French Mullion



703810
Flush Sash



707432
28mm Sculptured
Glazing Bead
(Flush Sash Only)



707427*
28mm Bevelled
Glazing Bead

For ex-stock availability of the Rustique, System 10 please refer to their specific availability chart within this brochure. These profiles are shown here as being compatible with the FlushSash profiles.

* Restricted colour options, check with sales office.

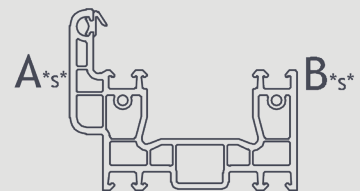
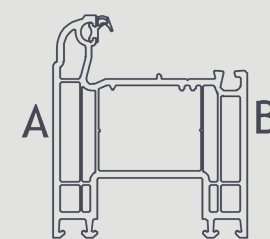
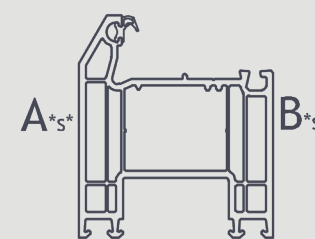





Colour	Sides	Base
Agate Grey	1	White
Anthracite Grey	1	White
Anthracite Grey	2	Grey
Anthracite Grey Smooth	1	White
Anthracite Grey SPECTRAL*	1	White
Anthracite Grey SPECTRAL*	2	Grey
Beck Brown	1	White
Chartwell Green	1	White
Cream	1	White
Cream	2	White
Golden Oak	1	White
Golden Oak	2	Brown
Irish Oak	1	White
Pebble Grey	1	White
Rosewood	1	White
Rosewood	2	Brown
Silver Grey	1	White
Slate Grey	1	White
White Foil	1	White
White Foil	2	White

The Imagine Flush Door combines elegant and understated aesthetics with a wealth of technical advancements for functionality, weather performance and security. A flush finish and multiple configurations means it can be tailored to any project.

Lamination Chart

Any face with an *s* next to it is offered in SPECTRAL and only on bevelled faces.

					
105174 65mm Outerframe	105175 80mm Sculptured Sash	105176 80mm Bevelled Sash	104476 Aluminium Edging Trim	107153 28mm Sculptured Glazing Bead	107154 28mm Bevelled Glazing Bead



Patio Door
Ex-Stock Colour Availability



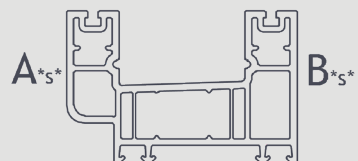
The Imagine Patio Door offers stylish design, multiple configurations.

Colour	Sides	Base
Agate Grey	1	White
Anthracite Grey	1	White
Anthracite Grey	2	Grey
Anthracite Grey Smooth	1	White
Anthracite Grey Smooth	2	Grey
Anthracite Grey SPECTRAL*	1	White
Anthracite Grey SPECTRAL*	2	Grey
Beck Brown	1	White
Beck Brown	2	Brown
Chartwell Green	1	White
Cream	1	White
Cream	2	White
Golden Oak	1	White
Golden Oak	2	Brown
Rosewood	1	White
Rosewood	2	Brown
Silver Grey	1	White
Slate Grey	1	White
White Foil	1	White
White Foil	2	White

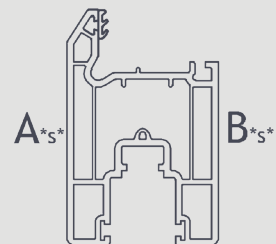
*SPECTRAL only available on bevelled profile.

Lamination Chart

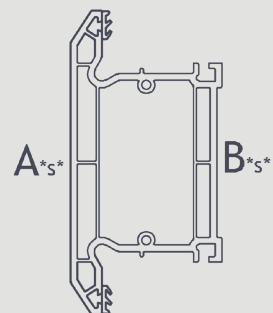
Any face with an *s* next to it is offered in SPECTRAL and only on bevelled faces.



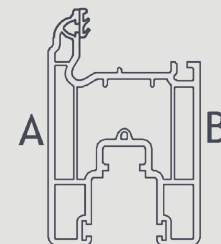
105178
58mm Patio Outerframe



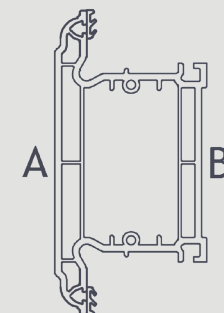
705151
Patio Sash
Bevelled



702152
Patio Midrail
Bevelled



703251
Patio Sash Sculptured



705252
Patio Midrail
Sculptured



707427
28mm Bevelled
Glazing Bead



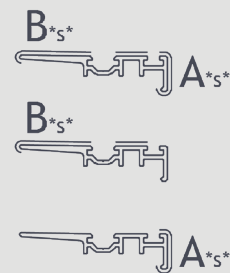
707432
28mm Sculptured
Glazing Bead



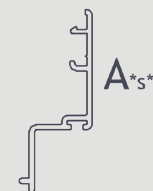
707426
32mm Bevelled
Glazing Bead



109064
Draught Strip



704181
Interlock (3 Variants)



705152
Outerframe Cover



709112
Sash Cover



Ancillaries
Ex-Stock Colour Availability



A range of laminated ancillaries and injection mouldings are fully compatible with all profile systems, providing the perfect professional finish for any installation.

NOTE: All ancillary items will be foiled on a White Base with the exception of Georgian Bars and Glazing Beads which will be laminated on White, Brown or Grey Base dependent on lamination colour.

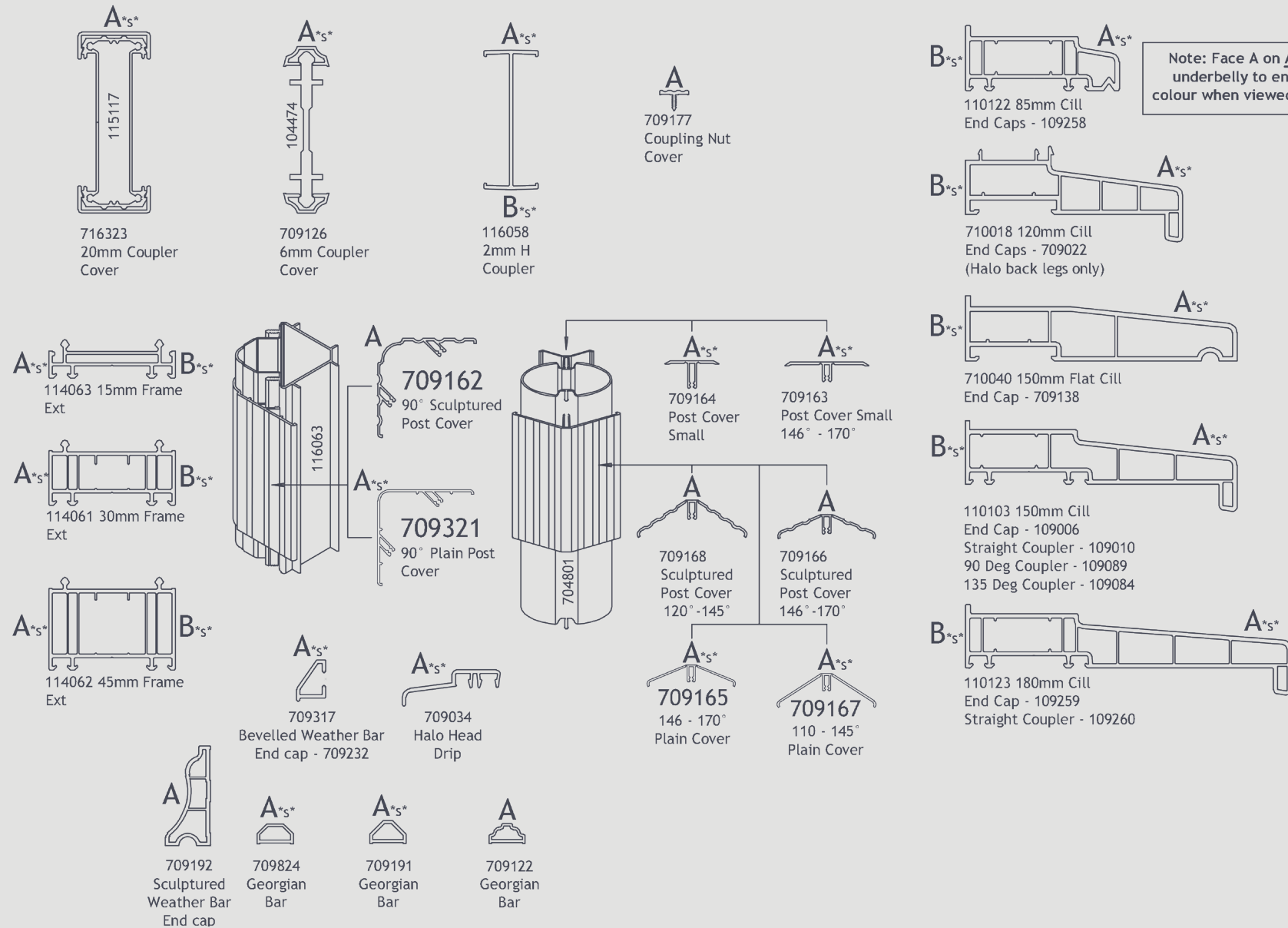
*SPECTRAL only available on bevelled profile.

**White on dual colour is always internal face.

Colour	Sides	Base
Agate Grey	1	White
Agate Grey	2	White
Agate Grey / White Foil**	2	White
Anthracite Grey	1	White
Anthracite Grey	2	Grey
Anthracite Grey / White Foil**	2	White
Anthracite Grey Smooth	1	White
Anthracite Grey Smooth	2	Grey
Anthracite Grey Smooth / White Foil**	2	White
Anthracite Grey SPECTRAL*	1	White
Anthracite Grey SPECTRAL*	2	Grey
Basalt Grey	1	White
Beck Brown	1	White
Beck Brown	2	White
Beck Brown / White Foil**	2	White
Chartwell Green	1	White
Chartwell Green	2	White
Cream	1	White
Cream	2	White
Cream/White Foil**	2	White
Golden Oak	1	White
Golden Oak	2	White
Irish Oak	1	White
Irish Oak	2	White
Pebble Grey	1	White
Pebble Grey	2	White
Pebble Grey / White Foil**	2	White
Rosewood	1	White
Rosewood	2	White
Silver Grey	1	White
Slate Grey	1	White
White Foil	1	White
White Foil	2	White

Lamination Chart

Any face with an *s* next to it is offered in SPECTRAL and only on bevelled faces.



→ Please follow guide from left to right

Cross Systems Colour Guide

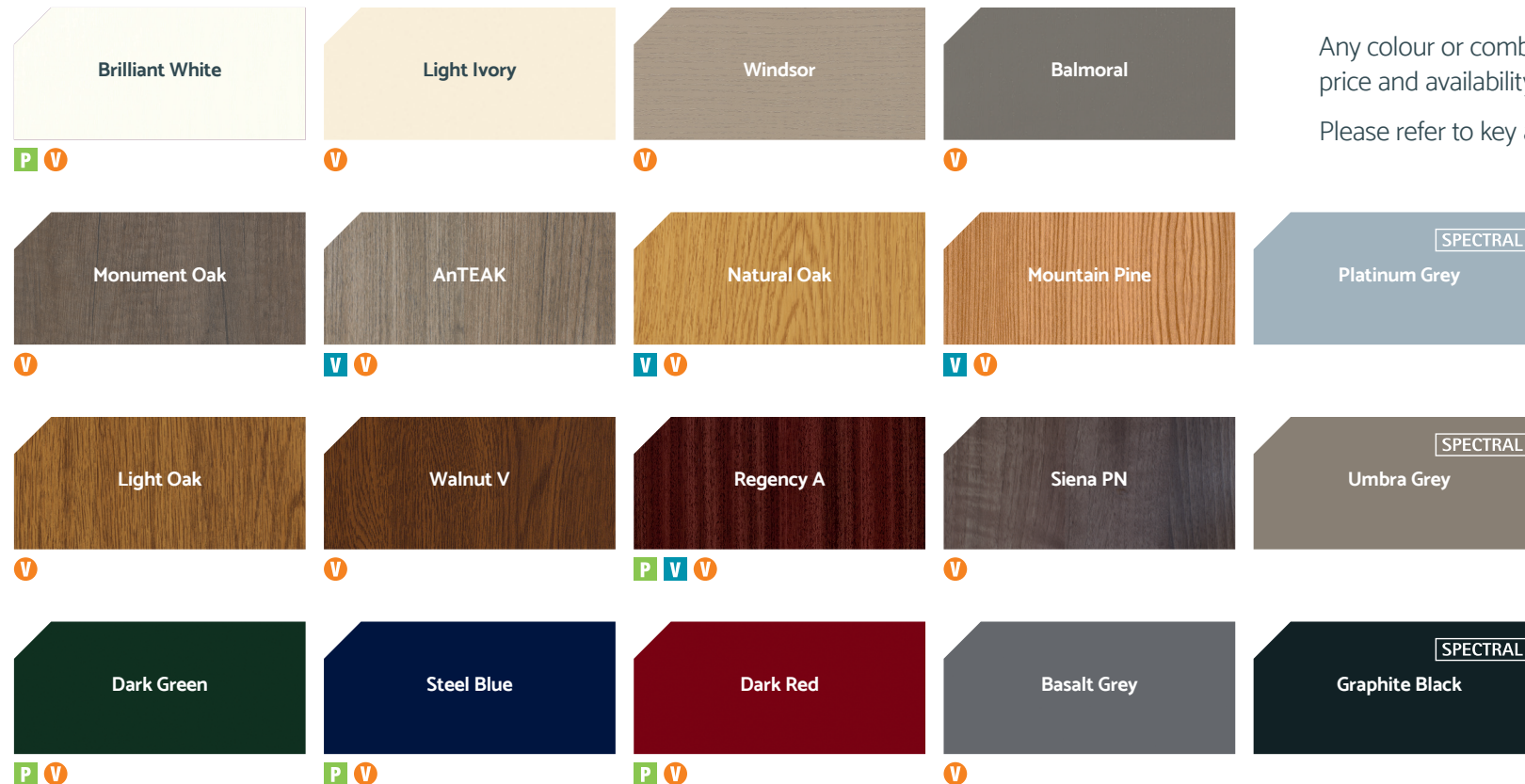
We have included this quick cross systems colour guide so you can compare colours across multiple systems.
These colours are ex-stock, please contact us for more information on made to order colours.

Colour	→	Reference	→	RAL Colour	→	Panels Available	→	Vents Coloured	→	Vents Printed Foil
Agate Grey		Agte		7038		✓		✓		
Agate Grey / White Foil**		Agte / White		7038 / 9010		✓		✓		
Anthracite Grey		Anth		7016		✓		✓		
Anthracite Grey / White Foil**		Anth / White		7016 / 9010		✓		✓		
Anthracite Grey Smooth		Anth#		7016				✓		
Anthracite Grey Smooth / White Foil**		Anth / White		7016 / 9010				✓		
Anthracite Grey SPECTRAL*		S / Anth		7016				✓		
Basalt Grey		Bslt		7012				✓		
Beck Brown		Blck		8022		✓		✓		
Beck Brown / White Foil**		Blck / White		8022 / 9010		✓		✓		
Chartwell Green		CGrn		-		✓		✓		
Cream		Crem		9001		✓		✓		
Cream / White Foil**		Crem / White		9001 / 9010		✓		✓		
Golden Oak		GOak		8011		✓		✓		✓
Irish Oak		IOak		1011		✓		✓		✓
Pebble Grey		Pbbl		7032				✓		
Pebble Grey / White Foil**		Pbbl / White		7032 / 9010				✓		
Rosewood		Rose		8017		✓		✓		✓
Silver Grey		Silv		7001				✓		
Slate Grey		Slte		7015		✓		✓		
White Foil		White		9010		✓		✓		

*SPECTRAL only available on bevelled profile

Halo System 10		→	Halo Rustique		→	VEKA & Halo Flush Sash		→	Imagine Flush Sash Door		→	Imagine Patio Door		→	VEKA & Halo Ancillaries	
Sides			Sides			Sides			Sides			Sides			Sides	
1 Side	2 Sides		1 Side	2 Sides		1 Side	2 Sides		1 Side	2 Sides		1 Side	2 Sides		1 Side	2 Sides
White	White		White	White		White	White		White			White			White	White
	White			White		White	White									White
White	Grey		White	Grey		White	Grey		White	Grey		White	Grey		White	Grey
	White			White		White	White									White
White	Grey		White	Grey		White	Grey		White			White	Grey		White	Grey
	White			White		White	White									White
White	Grey					White	Grey		White	Grey		White	Grey		White	Grey
						White									White	
White	Brown		White	Brown		White	Brown		White			White	Brown		White	White
				White		White	White									White
White			White			White			White			White			White	White
White	White		White	White		White	White		White	White		White	White		White	White
				White		White	White									White
White	Brown		White	Brown		White	Brown		White	Brown		White	Brown		White	White
White	Brown		White	Brown		White	Brown		White						White	White
White			White			White			White						White	White
	White			White		White	White									White
White	Brown		White	Brown		White	Brown		White	Brown		White	Brown		White	White
White			White			White			White			White			White	
White			White			White			White			White			White	
White	White		White	White		White	White		White	White		White	White		White	White

Extended Colour Range



Product and ancillary options as standard foil range.

Any colour or combination within extended range – price and availability confirmed upon request.

Please refer to key as to availability of Panels and Vents.

Key

- P Panels Available
- V Vents Printed Foil
- V Vents Coloured

Some colours will be subject to a minimum pack quantity surcharge.



Make an enquiry

To discuss your requirements with a member of our team contact us on:

 **01302 880 066**

Email our team

tradesales@directtradeltd.co.uk

Visit our website

www.directtradeltd.co.uk

Direct Trade (Yorkshire) Ltd

Unit 3, Sandall Carr Industrial Estate
Sandall Carr Road, Kirk Sandall
Doncaster, DN3 1QL

Images are for illustration purpose only. We reserve the right to change product specification at any time. Due to the limitations of the printing process we recommend that an accurate colour swatch is requested prior to ordering. The company cannot accept any responsibility for colours or images shown in this brochure. All information within this brochure is correct at time of going to print.